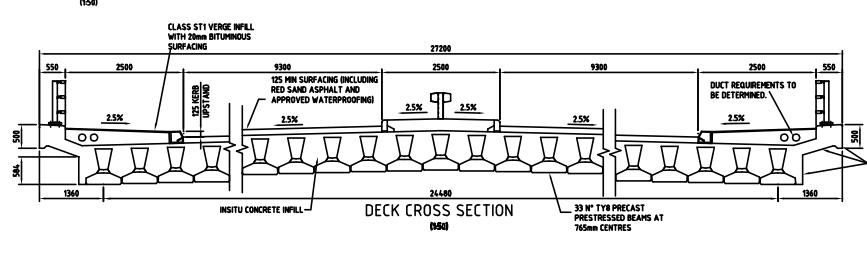
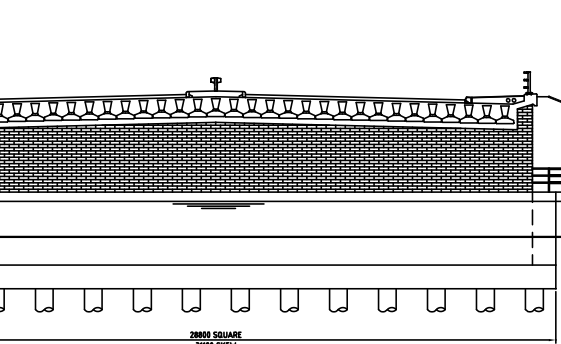
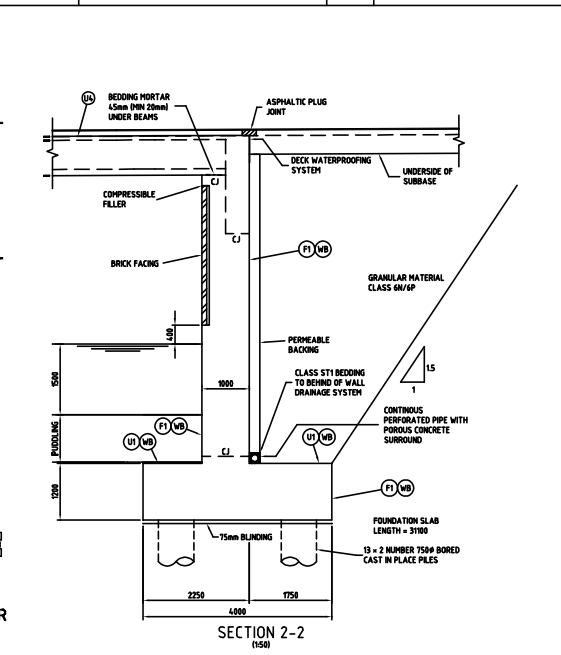
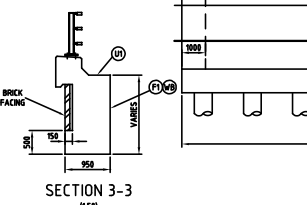
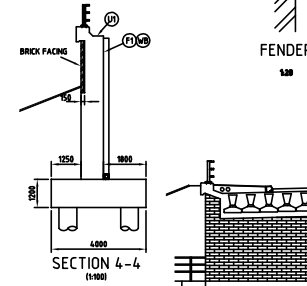
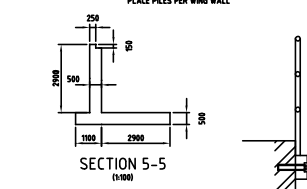
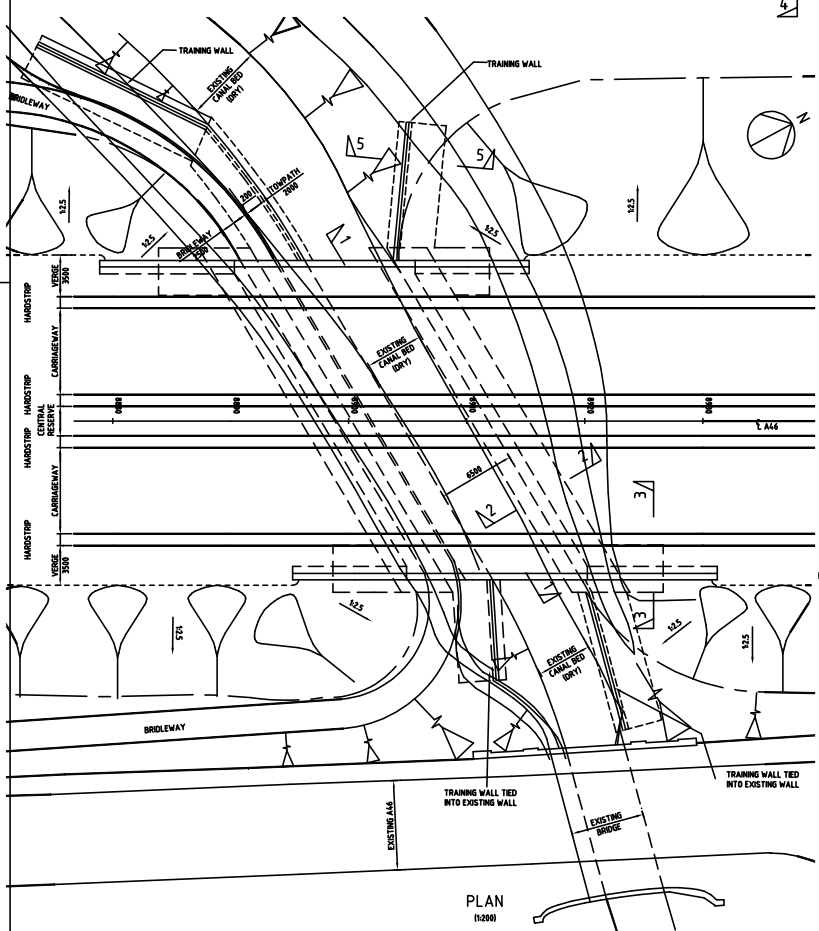
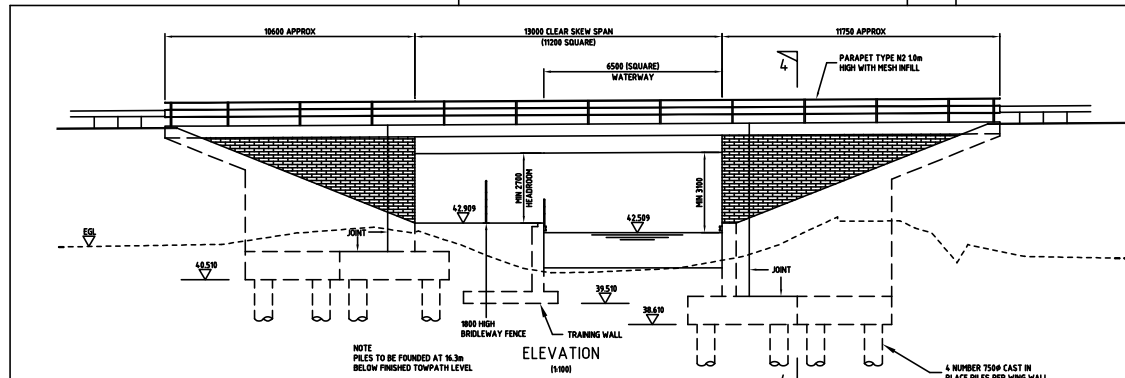


APPENDIX D3

**A46 Grantham Canal Underbridge General Arrangement
(Drg D105795/BD/08/01B)**

INTENTIONALLY BLANK



THIS DRAWING MAY BE USED ONLY FOR THE PURPOSES INTENDED AND ONLY WRITTEN DIMENSIONS SHALL BE USED

NOTES

- ALL DIMENSIONS ARE IN MILLIMETRES. ALL LEVELS, CHANGES AND CO-ORDINATES ARE IN METRES UNLESS OTHERWISE STATED.
- CONCRETE GRADES -
PRECAST BEAMS C40/50
DECK SLAB C30/37
OUTLET BASES C30/37
PARAPET UPSTAIRS C40/50
OUTSIDE WALLS C40/50
PILES C30/37
- PRELIMINARY FOUNDATION ASSUMPTIONS BASED ON GROUND INVESTIGATION DATA AVAILABLE.
- NOTATION -
CLASS OF FINISHED CONCRETE FINISH IS INDICATED THIS -
Ⓜ FOR CLASS F1
Ⓝ FOR UNFINISHED CONCRETE FINISH IS INDICATED THIS -
Ⓜ FOR CLASS U1
CONCRETE SURFACES BELOW GROUND LEVEL TO BE WATERPROOFED IS INDICATED THIS -
Ⓜ
- ALL PARTS OF STRUCTURE IN CONTACT WITH SOIL TO BE COVERED FROM TOE BACK FILLER WITH TWO COATS OF A MATERIAL APPROVED FOR WATERPROOFING BELOW GROUND LEVEL. WATERPROOFING TO TERMINATE 50mm BELOW FINISHED GROUND LEVEL.
- BLUE BRICK FACING TO MATCH WEST ELEVATION OF EXISTING BRIDGE.
- THE CANAL IS CURRENTLY DRY AND DRAINAGE BUT LIKELY TO BE RESTORED IN THE FUTURE AND SO THE BRIDGE DESIGN ALLOWS FOR FULL FUNCTIONALITY OF A RESTORED CANAL.
- RETENTION PROTECTION FENCING TO BE INSTALLED BETWEEN THE TOW PATH AND THE CANAL. THIS MAY BE PROVIDED WHERE THE CANAL IS RE-WATERED.
- PERMANENT PROTECTION FENCING IS TO BE PROVIDED ON TOP OF ALL TRAINING WALLS.

YING WALL LAYOUT CHANGED	THE	DATE	BY
YING WALL, TRAINING WALL, AND PILING DETAILS REVISED. NOTES REVISED.	OTP	14/03/05	B
	OTP	22/07/04	A
	OTP		

Prepared By: _____ Date: _____

DRAWING STATUS

Code	Description	Comments	Status	Appr	Date
T	Tender Submission				
E	For Cash Estimate				
P	Plot to Review				
A	Submitted for Review				
C	For Construction				

Job Title: A46 NEWARK TO WIDMERPOOL IMPROVEMENT

Drawing Title: GRANTHAM CANAL UNDERBRIDGE GENERAL ARRANGEMENT

Scale as AT AS SHOWN

Drawn	Approved
ME	
Stage 1 check	Stage 2 check
OTP	CH_BR
	Date

HA HIGHWAYS AGENCY

Balfour Beatty Civil Engineering

Scott Wilson
Ralph House
Rise Hill Road, Chesterfield
Derbyshire, S42 7LP
Telephone (01246) 300221
Fax (01246) 200224
www.scottwilson.com

Drawing Number: D105795/BD/08/01 Rev: B